

Avroy Shlain®

 Coppélia®  
colour

Beauty with benefits





Beauty with benefits

OUR COPPÉLIA® COLOUR RANGE OF BEAUTY PRODUCTS HAVE BEEN DEVELOPED TO DELIVER THE BEST **BENEFITS FOR YOUR SKIN.**

OUR PRODUCTS **FEATURE:**



Skincare benefits (SPF, Vitamin E and C)



Cruelty-free claims



Long-lasting formulas



Model is wearing Coppélia® Colour products.

**1 MATTE MOUSSE FOUNDATION**  
Warm Beige  
Code 45541



**2 LOOSE POWDER**  
Medium  
Code 45100



**3 BRONZING PEARLS**  
Shimmer Bronze  
Code 45151



**4 EYESHADOW QUAD**  
Smoked Up Glam  
Code 43302



**5 RETRACTABLE EYE LINER**  
Black  
Code 43150



**6 MASCARA**  
Lash Magic Mascara  
Code 43032



**7 LIQUID LIPS MATTE**  
Street Style  
Code 39106



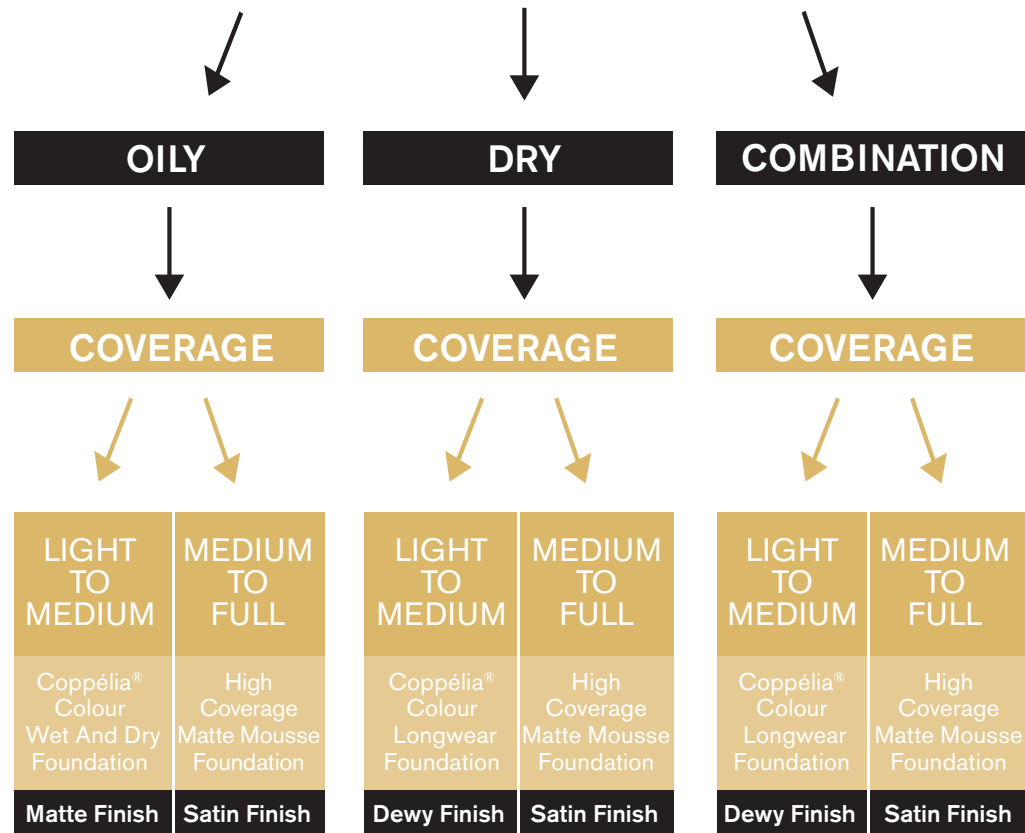
# HOW TO MATCH YOUR SHADE


**\*\*WE'VE DEVELOPED SHADES BASED ON AFRICAN SKIN TONES.**

- ✗ **DON'T TEST ON YOUR HAND**  
(Gets the most sun)
- ✗ **DON'T TEST ON YOUR NECK**  
(Gets the least sun)
- ✓ **YOUR HAPPY MEDIUM LIES IN THE JAWLINE**  
Swipe the shades you are testing along your jawline, the one that disappears into your skin is your closest match



# WHAT IS YOUR PERFECT FOUNDATION?





# LONGWEAR LIQUID FOUNDATION

## HOW TO APPLY YOUR FOUNDATION




### STEP 1 WASH YOUR FACE.

CLEANSE SKIN AND FOLLOW WITH A TONER. THEN, DAB THE MOISTURIZERS ON YOUR FACE AND NECK AND BLEND IT IN.




### STEP 2 SQUEEZE THE FOUNDATION ONTO YOUR FINGER.



### STEP 3 LIGHTLY DAB IT ON YOUR FACE.



### STEP 4 BLEND USING A BEAUTY BLENDER, FOUNDATION BRUSH OR YOUR FINGERS.



### STEP 5 FINISH YOUR LOOK WITH COPPÉLIA® COLOUR SETTING SPRAY.



Ivory  
Code 45520

Light Beige  
Code 45521

Warm Beige  
Code 45522

Almond  
Code 45523

Caramel  
Code 45524

Hazelnut  
Code 45525

Chestnut  
Code 45526

Coffee  
Code 45528

Warm Pecan  
Code 45527

Hot Chocolate  
Code 45529

## WHY USE LIQUID FOUNDATION?

LIQUID FOUNDATION IS AN EXCELLENT OPTION FOR THOSE WHO LOVE A SEAMLESS BLEND THAT DISGUISES IMPERFECTIONS.

With the Coppélia® Colour Longwear Liquid Foundation, the benefits include:

- Full coverage
- Helps even out skin tone
- Long-wearing
- SPF15

The long-wearing, silky-soft formula glides on to keep skin moisturised, comfortable and beautiful all day.

Longwear Liquid Foundation  
30 ml  
R289 each

## SUITABLE FOR ALL SKIN TYPES



# SOFT MATTE MOUSSE FOUNDATION



Model is wearing Coppélia® Colour Soft Matte Mousse Foundation SPF 15 in Hazelnut

## SKIN-PERFECTING FOUNDATION WITH A SOFT-FOCUS EFFECT ON YOUR SKIN

- Shades based on African skin tones
- Oil-free, matte finish
- Lightweight, medium to full coverage
- Long-wearing, buildable formula
- Helps to even skin tone
- SPF 15 to protect skin



Ivory  
Code 45540

Warm Beige  
Code 45541

Caramel  
Code 45542

Hazelnut  
Code 45543

Warm Pecan  
Code 45544

Hot Chocolate  
Code 45545

Soft Matte Mousse  
Foundation  
12 g  
**R269** each

# FOUNDATION AND POWDER IN ONE



Model is wearing Coppélia® Colour Wet & Dry Foundation in Caramel



Fair Ivory  
Code 44360

Medium Beige  
Code 44362

Warm Beige  
Code 44361

Caramel  
Code 44364

Dark  
Code 44366

Deep  
Code 44365

**Note:** The hole in the bottom part of the packaging ensures the drying of the sponge for future use.

Wet and Dry Powder  
Foundation  
7.5 g  
**R299** each

## WET & DRY POWDER FOUNDATION

- Combines the full coverage of a liquid foundation with the lustrous finish of a loose face powder in one convenient product.
- Foundation and powder in one
- Enriched with vitamins C and E
- With SPF 20 to protect skin
- Convenient compact that is perfect for on-the-go touch-ups

## USE IT WET FOR FOUNDATION EFFECT

- Choose a shade that matches your natural skin tone. Lightly soak the sponge with water.
- Dab it on the foundation and apply onto your face until you get the desired coverage.

## USE IT DRY FOR COMPACT POWDER EFFECT

- Choose a shade that matches your foundation or is one shade lighter.
- Use a dry sponge or large brush to apply the Compact all over your face.

# LOOSE FACE POWDER



Model is wearing  
Coppélia® Colour Loose  
Face Powder in Dark

Medium  
**Code 45100**

Dark  
**Code 44331**

Deep  
**Code 44332**



- Softens colour and smooths skin texture for an overall radiant complexion.
- Sets foundation and helps to control shine
- Use powder brush for a lighter application or a powder puff for more coverage

Loose Face  
Powder  
20 g  
**R199** each


# MAKE-UP SETTING SPRAY



- Used to set makeup keeping it lasting longer or freshen up the skin throughout the day
- Travel size
- Non Sticky

Make-up  
Setting Spray  
30 ml  
**R149**  
**Code 44804**

## HOW TO USE:




Hold the spray about 15cm from your face

Close your eyes and spray it 3 times a downward motion to set your make-up

Allow it to dry

## TIPS FOR SMOOTH COVERAGE

**TREAT YOUR SKIN**  
EXFOLIATE TWICE A WEEK TO REMOVE DEAD SKIN CELLS THAT CAN LEAD TO ROUGH, DRY SKIN.



## TAKE CARE OF YOUR SKIN

SKIPPING A MOISTURISER COULD LEAD TO YOUR MAKE-UP STICKING TO DRY PATCHES OF SKIN.



## DON'T SKIP POWDER

USE COPPÉLIA COLOUR LOOSE POWDER TO SET YOUR FOUNDATION FOR A SMOOTH, SHINE-FREE FINISH TO YOUR LOOK.



## CHOOSE WELL-LIT AREA

WHETHER YOU APPLY YOUR MAKE-UP IN THE BATHROOM OR YOUR BEDROOM, MAKE SURE THE ROOM ALLOWS FOR AS MUCH NATURAL LIGHT AS POSSIBLE.



# HOW TO APPLY THE PERFECT BLUSH OR BRONZING PEARLS

- Suitable for ALL skin types
- Worn alone or as the final step to your foundation regime.
- Achieve a matte or shimmer glow



*Oval face*

IN THE MIDDLE OF YOUR  
CHEEKS AND UNDER YOUR  
CHEEKBONES



*Heart face*

FROM TEMPLE  
TO CHEEKBONE



*Round face*

ALONG YOUR  
CHEEKBONES AND ON  
YOUR CHIN



*Square face*

ON YOUR CHEEKBONES  
AND THE CORNERS OF  
YOUR FOREHEAD

# MATTE AND SHIMMER **BLUSH**



Blush  
5 g  
R159 each

Long-wearing intense  
pigment in matte and  
shimmer finishes

Application brush included

shimmer  
finish



matte  
finish



shimmer  
finish



matte  
finish



Coppélia® Colour Bronzing  
Pearls can be used as blush or  
as a bronzer for face and body.

Bronzing Pearls  
5 g  
R189 each



Shimmer Gold  
Code 45150



Shimmer Bronze  
Code 45151



# EYE SHADOW QUADS

CREATE ENDLESS LOOKS WITH THESE EYE SHADOWS IN SHIMMER AND MATTE FINISHES.

FIERY SUNSET  
Code 43301

NATURAL GLAM  
Code 43300

SMOKED UP GLAM  
Code 43302



Includes a mirror and an applicator brush

## THE TRICK TO USING THE EYESHADOW QUAD

- 1 BASE**  
SWEEP THE SECOND LIGHTEST SHADE ON YOUR EYELID TO CREATE A PERFECT BASE FOR YOUR LOOK.
- 2 DEFINE**  
BLEND THE SECOND DARKEST SHADE INTO YOUR CREASE FOR DEFINITION.
- 3 SHAPE**  
ADD DEPTH TO THE OUTER CORNER OF THE EYE WITH THE DARKEST SHADE IN THE QUAD.
- 4 HIGHLIGHT**  
BRIGHTEN THINGS UP WITH THE LIGHTEST SHADE UNDER YOUR BROW AND THE INNER CORNER OF YOUR EYE.



Eyeshadow Quad  
4.5 g  
R189 each






# IT'S ALL ABOUT THE BROWS

The Coppélia® Colour Retractable Brow Liner is the only tool you need to craft perfect brows

- Angled tip for perfect shaping.
- 3 Shades for a perfect match.
- Built in spoolie brush to tame your hairs



Retractable Brow Liner  
R159 each



## YOUR GUIDE TO THE PERFECT BROWS

- 1 Place your guide at the edge of your nose and run it up so it passes through the inside corner of the eye (1). This shows where the eye brow should start.
- 2 With your guide in the same starting point, look straight ahead and place it so it passes through the pupil of your eye (2). This shows where the arch of your eye brow should be.
- 3 Place the guide so it runs in line from the nose to the outer corner of the eye (3), this is where the eye brow should end.

Getting the perfect lash line is easy with the Coppélia® Colour Retractable Eyeliner.



Model is wearing Coppélia® Colour Retractable Brow Liner in Deep Brown and Retractable Eye Liner in Black



# PERFECT LASH MASCARAS

**COPPÉLIA® COLOUR HAS A RANGE OF MASCARAS WITH SUPERIOR FORMULATION TO THICKEN AND LENGTHEN LASHES TO PERFECTION**

## Spectacular LENGTH

1. START FROM THE ROOTS AND WIGGLE THE MASCARA BRUSH BACK AND FORTH TOWARD THE TIPS OF LASHES.



## Superior CURL

2. STROKE YOUR LASHES UPWARDS TO SET THE CURL



## Extraordinary VOLUME

3. LAYER YOUR MASCARA TO BUILD THE VOLUME YOU WANT.



- Thickens lashes for intense definition
- Combs and coats each lash evenly

**Lash Magic Mascara**  
8 ml  
**R249**  
Code 43032

**\*COMING IN JULY 2022!**

- All-in-one, long-wearing mascara
- High coverage, matte finish

**Lift & Curl Mascara**  
9 ml  
**R249**  
Code 43033

# GET THIS COPPÉLIA COLOUR LOOK



Model is wearing Coppélia® Colour products.

**1 FOUNDATION**  
Almond  
Code 45523



**2 LOOSE POWDER**  
Medium  
Code 45100



**3 BLUSH**  
Sweet Glow  
Code 45203



**4 EYESHADOW QUAD**  
Natural Glam  
Code 43300



**5 RETRACTABLE BROW LINER**  
Deep Brown  
Code 43202



**6 MASCARA**  
Lift & Curl Mascara  
Code 43033




**7 LED LIGHT LIPGLOSS**  
Crystal  
Code 39304



# MATTE LIPSTICK



Model is wearing  
Coppélia® Colour Liquid  
Lips in Amethyst Always



### Matte Finish

- Statement-making, bold colour
- Vitamin E to keep lips moisturised

Liquid Lips Matte  
Lipstick  
7.8 ml  
R179 each

# LED LIGHT & MIRROR LIPGLOSS



Model is wearing  
Coppélia® Colour Lipgloss  
with LED Light & Mirror in  
Lady in Red



LED  
Lights

Backstage Beauty  
Code 39301

Natural Indulgence  
Code 39302

Lady in Red  
Code 39300

Midnight Mystery  
Code 39303

Crystal  
Code 39304

### Convenient Mirror

### Glossy Finish

- Built-in mirror for on-the-go application
- Mini lights in the wand make it easy to apply at night.
- Angled sponge tip for precise application

Lipgloss with  
LED Light & Mirror  
6 ml  
R199 each

Stuck on Scarlet  
Code 39100

Fuchsia Fashion  
Code 39103

Street Style  
Code 39106

Back to Basics  
Code 39104

Sangria  
Code 39105

Pink Passion  
Code 39107

Amethyst Always  
Code 39102

2-IN-1

# LIPSTICK & LIP LINER



Model is wearing Coppelia® Colour 2-in-1 Lipstick and Lip Liner in So Smitten



Stunner  
Code 39804

So Smitten  
Code 39805

Brown Sugar  
Code 39806

Dusty Rose  
Code 39807



## Step 1: Line your lips

- Makes lipstick last longer and keeps it from smudging
- Reshapes lips and makes them look fuller



## Step 2: Fill in lips with lipstick

Finish your look with the rich, silky lipstick

- Smooth, seamless application Vitamin E to hydrate lips
- Matte finish

2-in-1 Lipstick and Lip Liner  
2.07 g  
R189 each

# COLOUR IMPACT LIPSTICK



Model is wearing Coppelia® Colour Colour Impact Lipstick in Romance



Obsessed  
Code 39200

Captivating  
Code 39203

Famous  
Code 39205

Iconic  
Code 39201

Romance  
Code 39202

Perfection  
Code 39206



Captivating  
Code 39203

Colour Impact Lipstick  
3.8 g  
R169 each

# THE PERFECT BRUSHES FOR EVERY NEED

- 1 Powder Brush**  
Sweeps on loose powder for high-definition application.
- 2 Foundation Brush**  
Perfect cream and liquid foundation application for flawless coverage..
- 3 Precision Angled Brush**  
Ideal for applying cream and powder blush, highlighter, and bronzer.
- 4 Flat Tip Brush**  
Designed for even and precise eyeshadow and concealer application.
- 5 Multi-Purpose Brush**  
Smooth blending of eyeshadow, setting small areas of the face and precise sculpting.

Coppélia® Colour  
Powder Brush  
Code 45901  
**R149**

Coppélia® Colour  
Foundation Brush  
Code 45903  
**R139**

Coppélia® Colour  
Precision Angled  
Brush  
Code 45902  
**R149**

Coppélia® Colour  
Flat Tip Brush  
Code 45900  
**R79**

Coppélia® Colour  
Multi Purpose  
Brush  
Code 45904  
**R79**



# NOTES

---

---

---

---

---

---

---

---

---

---

---

---

---

---

---

---

---

---

---

---

---

---

---

# NOTES

---

---

---

---

---

---

---

---

---

---

---

---

---

---

---

---

---

---

---

---

---

---

---



**FUN, FEARLESS**  
**TOTALLY YOU!**

# NAIL ENAMEL IN COLOUR

## HOW TO APPLY NAIL ENAMEL



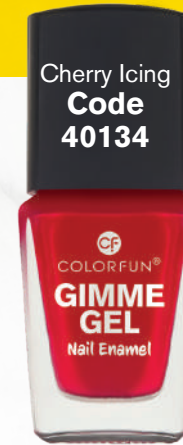
Sugar Plum  
Code  
40142  
Nail Enamel  
9 ml  
**R95 each**



# GIMME GEL ENAMEL



Candy Floss  
Code  
40133



Cherry Icing  
Code  
40134



Blueberry  
Cheesecake  
Code  
40870

- Sets without a LED/UV lamp
- Remove it like regular nail enamel


Gimme Gel  
Nail Enamel  
14 ml  
**R115 each**



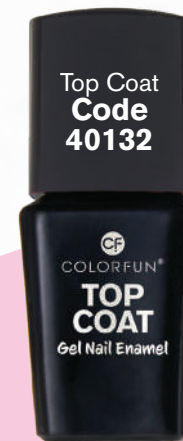
Tangerine  
Dream  
Code  
40869



Red Velvet  
Code  
40871



Model is wearing  
ColorFun® Gimme Gel  
Nail Enamel in Blueberry  
Cheesecake



Top Coat  
Code  
40132

- For best results, use the Top Coat for ultra-glossy finish and longer wear
- Top coat can also be used on any other nail enamel for longer wear



Model is wearing  
ColorFun® Lipstick in  
Legenberry and Nail  
Enamel in Skies Above

# LIVE FEARLESSLY IN COLOUR

TREAT YOURSELF TO  
creamy lipstick



Model is wearing  
ColorFun® Lipstick  
in Pink Power



## BENEFITS

- Glides on smoothly leaving your lips hydrated.
- Creamy formula that leaves behind a burst of bold colour with every application

Lipstick  
3.8 g  
**R95 each**

Pink Power  
Code 38250

Burgundy Babe  
Code 38240

Legenberry  
Code 38245

Billionaire  
Code 38249

Fire Engine Red  
Code 38244

Blush Nude  
Code 38827

Sparkling Grape  
Code 38243

Naughty Nude  
Code 38248



Models are wearing  
ColorFun® Matte Lipsticks  
in Sugar Plum(left) and  
Cherry Treat(right)

TREAT YOURSELF TO matte lipstick

Salted  
Caramel  
Code  
38832

Yummy Pink  
Code  
38833

Tangerine  
Candy  
Code  
38834

Truffle Toffee  
Code  
38836

Sugar Plum  
Code  
38837

Cherry Treat  
Code  
38835



Matte Lipstick  
3.8 g  
**R105 each**

## HOW TO PREP YOUR LIPS BEFORE APPLYING LIPSTICK

- STEP 1** Gently exfoliate your lips to remove any dry patches or dead skin cells.
- STEP 2** Use a small amount of foundation as primer and to cover any cracks for smooth application.
- STEP 3** Choose a shade in your favourite finish (creamy or matte) and smooth onto your lips.



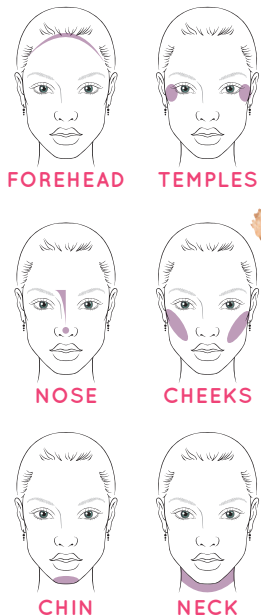
# FOR A TREND-SETTING GIRL ON THE GO

THIS PRIMER AND FOUNDATION IN ONE DELIVERS A MATTE FINISH WHILE PROTECTING SKIN WITH SPF 10.



**BB Cream Sticks SPF 10**  
4 g  
**R169** each

To maximise your glow, highlight the areas as shown below.



## SHOUT OUT TO A SUNKISSED GLOW UP

Look sunkissed with the ColorFun® Beautifully African Bronzing Powder for healthy, natural glowing skin that gives off a shimmer of radiance.

### BENEFITS

The 3 shades can be blended or used as a standalone colour, for a natural, instantly sculpted, bronzed complexion and glow.

**3 in 1 Bronzing Powder**  
8 g  
**Code 44808**  
**R189** each

# FIND YOUR PERFECT LASH MATCH

## VOLUME AND LENGTH

TURN IT UP MASCARA

The long and short bristles coat lashes to build volume and length for even the most sparse lashes.

- Hwwourglass shaped brush to give a false lash effect.
- Gives lashes extra length

Turn it Up  
Mascara – Black  
9 ml  
**Code 42033**  
**R129**



## FANNED OUT VOLUME

THE VOLUMIZING MASCARA

For a wide-eye finish, pull the outer lashes toward your ears, the middle ones upward and inner lashes toward your nose.

- Perfect for lash separation and extreme volume.
- High pigmentation for intense deep colour

Volumizing  
Mascara – Black  
9 ml  
**Code 42035**  
**R129**



Includes Pencil Sharpener

Eye Pencil  
15 cm  
**R79** each

# CF COLORFUN®

OUR **COLORFUN®** RANGE OF PRODUCTS ARE DESIGNED TO GIVE YOU **THE CONFIDENCE TO STAND OUT** AND BE YOURSELF.

**HAVE FUN AND EXPRESS YOURSELF IN FULL COLOUR!**



Multi-purpose use



Cruelty-free claims



High colour pigmentation

## READY, SET GORGEOUS



Model is wearing ColorFun® Oil-free Foundation in Honey, Pressed Face Powder in Medium and Beautifully African Bronzer



### STEP 1

#### START AT THE BASE

**OIL FREE FOUNDATION**  
Apply this oil-free liquid foundation for a smooth, matte finish without clogging your pores

Oil-free Foundation  
30 ml  
**R165 each**



### STEP 2 GET SET

**PRESSED POWDER**  
Use this powder to set your foundation for a smooth, perfect finish. Tip: This powder is for all skin types but it is a look saver if you have oily skin.

Pressed Face Powder  
7.5 g  
**R169 each**

Avroy Shlain®

CF COLORFUN®

