

How to assemble the **CF** COLORFUN®

# NEW CRACKER

## Step 1

Hold the centre of the cracker and squeeze it into a box shape.



## Step 2


Push one side towards the centre of the cracker at the folds (**BE GENTLE AND DO NOT SQUEEZE TOGETHER TO AVOID TEARING**).

Tie a bow with provided ColorFun® ribbon.



## Step 3



Use the end that is still open to fill the cracker with your ColorFun® items.



## Step 4

Repeat Step 2 on the remaining side. Push remaining side towards the centre of the cracker at the folds (**BE GENTLE AND DO NOT SQUEEZE TOGETHER TO AVOID TEARING**).

Tie a bow with provided ColorFun® ribbon.



LIMITED EDITION  
PACKAGING



Code 83999

## Step 5

YOUR PERFECT GIFT  
IS READY

Avroy Shlain®